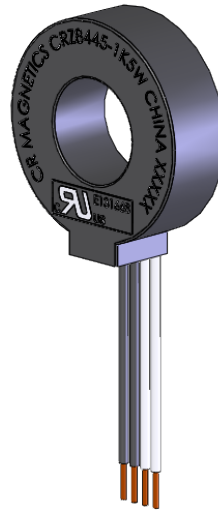
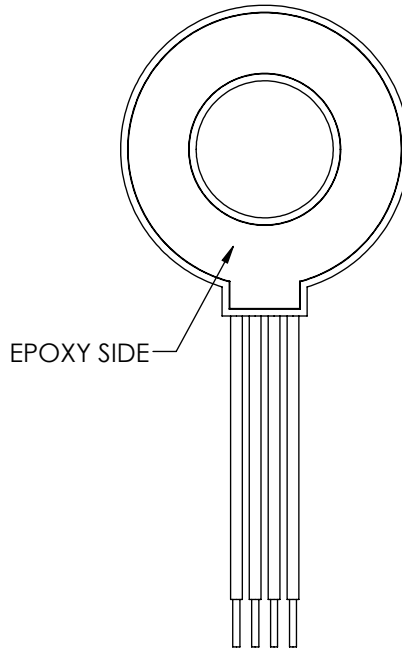
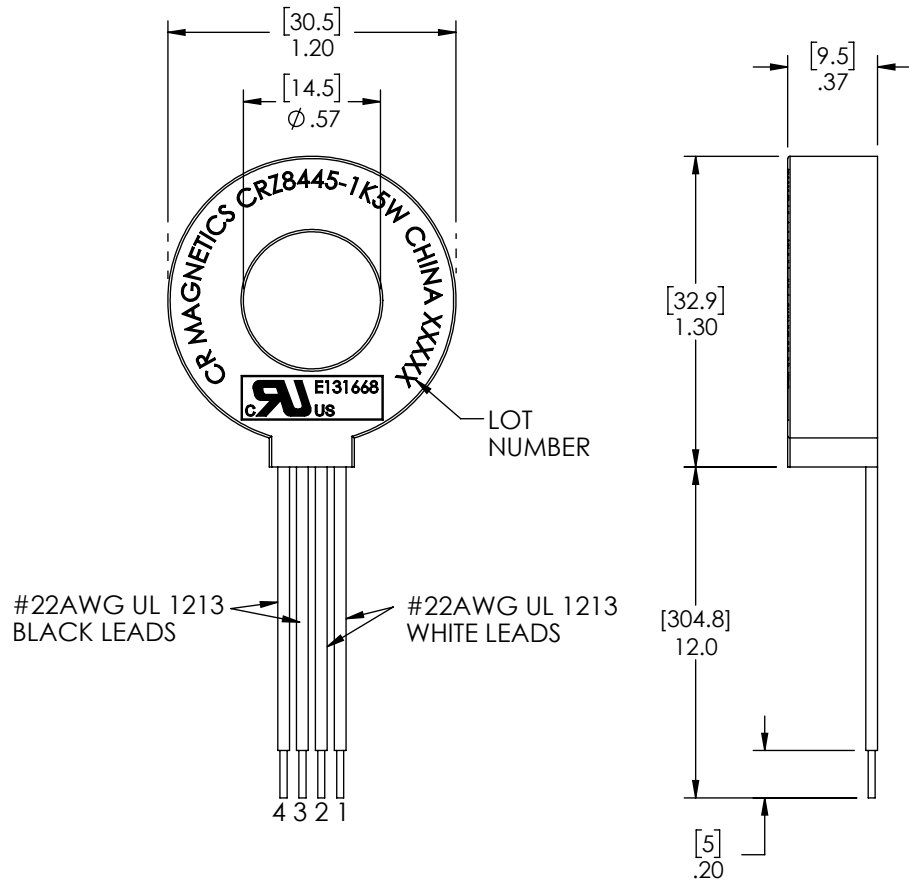


CURRENT TRANSFORMER SPECIFICATIONS	
RATED PRIMARY CURRENT (AMP) 50/60 Hz	0.01 ~ 1A
TURNS RATIO	$N_p:N_{s1}:N_{s2} = 1:1000:5$
SECONDARY NS1	$R_L = /< 100\Omega$
SECONDARY NS2	5 Test Turns @ 5mA Max Per Turn
D.C. RESISTANCE NS1 ( $\Omega$ )@ 20 °C	55 MAX
DIELECTRIC WITHSTANDING VOLTAGE (HI-POT)	4KVrms/1mA/1min
INSUATION RESISTANCE	DC500V/100M $\Omega$ min
OPERATING TEMPERATURE	-40°~85°C
STORAGE TEMPERATURE	-45°~90°C



DRAWING NO.	REV.
CRZ8445-1K5W	A
TEST CIRCUIT	
AGENCY APPROVALS:	



DO NOT SCALE THIS DRAWING.  
 DIMENSIONS ARE IN INCHES UNLESS OTHERWISE NOTED  
 3 PLACE DECIMALS:  $\pm .005$  FRACTIONS:  $\pm 1/64$   
 2 PLACE DECIMALS:  $\pm .01$  ANGLES:  $\pm 1/2^\circ$



**CR MAGNETICS**  
 3500 Scarlet Oak Blvd, St. Louis, MO 63122 USA

REV	ECN#	CHG BY	DATE	DESCRIPTION OF CHANGE	APPROVED
A	-	TB	6/25/22	NEW RELEASE	TB

**NOTICE:**  
 THE INFORMATION CONTAINED IN THIS DRAWING IS THE SOLE PROPERTY OF CR MAGNETICS. ANY REPRODUCTION IN PART OR WHOLE WITHOUT WRITTEN PERMISSION IS PROHIBITED.

SCALE: 1.0"-1.0"	TITLE: CURRENT TRANSFORMER, Ni 1000T W/5 TEST WRAPS	REV. A
DRAWING BY: TB	PART FILE: CRZ8445-K5W	
DATE: 6/25/22	DWG NO: CRZ8445-1K5W	SHEET 1 OF 1